

Cameralderie

The Newsletter of the NIH Camera Club, Bethesda, MD Vol. 60 (11); Summer 2021



NIH Camera Club Members at the National Cathedral on a field trip in June
(see page 11 for details)

(Bottom left: Beth Altman, Gosia Klosek, Doug Wolters, Doug Bolt, Brenda Benson
Top Left: Diane Poole, Claudia Kidder, Maureen Gardner, and Ligia Artiles)



The NIH
CAMERA
CLUB

Summer 2021 Table of Contents



| | |
|--|-------|
| CALENDAR OF EVENTS..... | 2 |
| MEETING INFORMATION..... | 3 |
| PRESIDENT'S CHAT..... | 4 |
| PSA REP RAP..... | 5 |
| MID-ATLANTIC PHOTO VISIONS (MAPV)..... | 6-7 |
| MARYLAND PHOTOGRAPHY ALLIANCE (MPA) | 8 |
| EDUCATIONAL OPPORTUNITY..... | 9 |
| COMPETITION TOPICS 2021-22..... | 10 |
| SEPTEMBER JUDGE INFORMATION | 11 |
| FIELD TRIP UPDATE..... | 12-15 |
| FAMOUS PHOTOGRAPHER SERIES | 16-19 |
| ALTERNATIVE PHOTOGRAHY | 20-21 |
| PSA 2021 PHOTO FESTIVAL | 22 |
| WEBSITE INFORMATION..... | 23 |
| BOARD MEMBERS AND MEETING INFORMATION..... | 24 |
| MEMBERSHIP APPLICATION AND RENEWAL FORM (NEW)..... | 25 |

Educational Speaker
September 21, 2021
*How To Photograph Amazing
 Water Droplets - Dale Lewis*
 (See page 9 for more information)

**Monthly meeting dates
 and topics from website
 can be found here:**

<https://www.nihcameraclub.com/events/>

NIH Camera Club Our next meeting will be held on **September 14, 2021 at 7PM** (come early to socialize the room opens at 6:30), on



A link will be sent a few days ahead of the meeting.
You do not need a video cam to participate.

NIH Camera Club 2021






President's Chat

Summer 2021

By Margaret Sprott



I hope you are enjoying your summer, even if you must wear a mask sometimes. I'm getting used to it but I still prefer to be outside with just a few friends who are all immunized. Whenever I get a little aggravated about the heat, I remind myself that I am much better off than the people in the west with all the heat AND fires.

Our VP, Program and Education Chair, **Cathrine Sasek** has been very busy lining up all the judges and speakers for the coming year. We will be able to enjoy them via Zoom meetings until the end of the year and sometime this fall we'll decide about how to meet for the rest of the year. Be sure to watch for **Ann McDermott's** messages about the dates and times.


I've been glad to get **Dale Lewis'** messages about places he has gone to photograph. He graciously agreed to post them on the forums so all of you can benefit from his discoveries. I managed to post one message about Essdras Suarez' workshops but I need more help with how to use Forums so **Emma Howells** has agreed to teach me. I'm sure that those of you who are more computer savvy than I am will have no trouble posting and checking for other posts on the forums. I think this is a better way of communicating with the whole club than having multiple messages that go to all members about these events. It allows those of you who are interested in finding good photo ops and maybe even people who would join you to find out what is happening in the area. Just go to <https://www.nihcameraclub.com/forums/> and check out what's there.

Congratulations to **Jim Turner** and **Emma Howells** for getting a 3rd place win in the PSA website contest. We can be proud of our website and the more I rely on it the easier it is to find things on it. Also, congratulations to **Diane Poole** for continuing to do well in the PSA newsletter contest. This year she got an Honorable Mention and an editor of another club newsletter with whom I've been communicating got a 3rd place and I'm pretty sure it's because she used C.A.S.E. That means Copy After Someone Else so I suspect she copied things from Diane. I love Diane's newsletters so it doesn't matter what place she gets, or whether she gets none, because they meet our needs.

I am looking forward to getting together with a few of our members in Huntingdon, PA for our field trip there over Labor Day Weekend. We'll be sure to show some of their photos in the next newsletter. After that, I must start getting ready for our flight to Rapid City, South Dakota for the PSA Photo Festival. We'll take our good masks and hope everyone there has gotten their shots. I am so glad we can begin to travel again!



PSA Rep Rap Summer 2021 By Dick Sprott

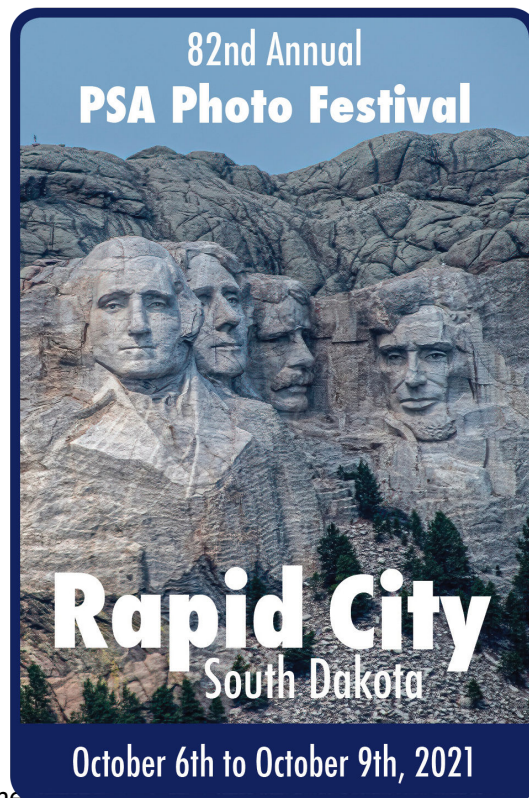


Back at the end of June I wrote “Which brings me to the 2021 PSA Photo Festival in Rapid City South Dakota (SD). ... You could fly to Rapid City of course, but why not think big? Driving to SD gives you an opportunity to see parts of the country up close that you may not have seen before.” Well, mea culpa! The world has taken another turn and that advice seems lousy now. The tradeoff between a one stop flight from DC to Rapid City vs. several nights in motels in the middle of America as Covid variants spread among the vaccine deniers now seems to be a no brainer. As much as Margaret and I would have liked to drive there and back we have decided that this is not the year to do that.

On a more positive note, Margaret shared news from the PSA Mid-Atlantic Chapter (MAC) with Chapter members in the PSA Mid-Atlantic area. If you are a PSA member you are also a chapter member and should have gotten that notice. If you are not (yet) a PSA member you are missing some of the fun. The October, 2020 issue of Double Exposure, the MAC newsletter edited by Margaret, received a 2nd place in the PSA Newsletter Contest. And the MAC received a 1st Runner-Up Award in PSA's Chapter Showcase.

Not only that, but MAC member Kathrin Swoboda (Vienna Photographic Society) won Best Of Show overall and also Best of Mid-Atlantic Chapter Showcase.

MAC offers opportunities for competition and informative meetings where you can meet other likeminded photographers from our broad general area. It is just one of the many reasons to join PSA. Heading for South Dakota is a nice opportunity to travel after months of staying home. PSA is working hard to make the Festival in Rapid City as safe as possible and to provide great talks, tours, and demonstrations to make the trip well worth your while. Joining PSA before you sign up for the Festival will save you most of the cost of membership. See you in person in S.D. I hope.



Mid-Atlantic Photo Visions Summer 2021

By Ann McDermott




Photo Competitions

As a member of NIHCC, you are eligible to submit photos to the competitions at Mid-Atlantic Photo Visions. Image upload for our Nature and Photo Art competitions began on August 16, 2021 for members of participating clubs.


The last day to submit images the competition is Friday, September 17. Juried images will be displayed at the Mid-Atlantic Photo Visions website. Winners will be announced at our annual event in early November.

Speakers

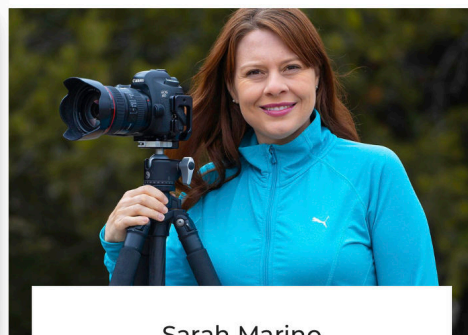
Registration for our free virtual sessions opened on August 20. We have great speakers lined up for you. They include:



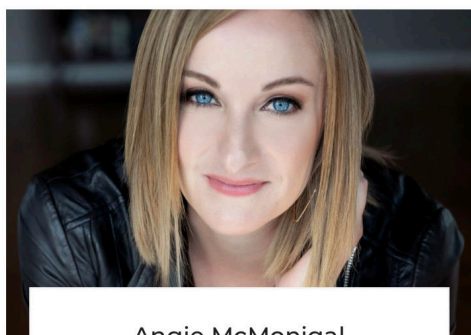
Erin Babnik




John Barclay




Sarah Marino



Angie McMonigal



Alister Benn



Guy Tal

Schedule of Events

The schedule of events which includes times and free registration can be found on our website: <https://midatlanticphotovisions.org/>

Sessions include:

Friday, November 5

- The Secret to Life: The Real Power of Photography
- Abstract Architecture Photography: Creativity In Composition

Saturday, November 6

- Creative Time-Lapse Photography
- Color Theory in Landscape Photography
- Portraits and Action Photography at the Hideout Ranch

Sunday, November 7

- Beyond the Grand Landscape: Expanding Your Vision to Include Nature's Smaller Scenes
- Visual Language
- Awards presentation

Mid-Atlantic Photo Visions is a 501(c)(3) non-profit, classified as educational organization for arts, culture and humanities. NIHCC is a participating club with Mid-Atlantic Photo Visions. You are welcome to participate in event activities and also receive newsletters to keep you informed about our activities.



Subject: MPA's Photography Contest Starts September 1

The Maryland Photography Alliance (MPA) is pleased to announce its 5th Annual Photography Contest will begin accepting image submissions on Wednesday, September 1, 2021.

The contest is restricted to Members of MPA affiliated Clubs, and entry is **FREE**. The deadline for image submission is Sunday, October 3, 2021. A new web submission process was designed, and you will need to use the following Access Code to create your account - **MPAc2021** (case sensitive).

Here are just a few of the contest details:

- Submit up to 2 images in one, or two, of the following categories – People in Action, Maryland Highways and Byways, Animal Life and Elegant Imperfection
- 3 Great Judges – Eileen Rafferty, Charles Needle and Mollie Isaacs – All past “Artist Spotlight” Speakers
- 7 Sponsors – Calibrite, Digital Silver Imaging, Hanemuhle, Les Picker Fine Art Photography, Moab, Nations Photo Lab and Service Photo
- Great Prizes in Each Image Category
 - 1st Place - \$100 Service Photo Gift Card, \$100 Nations Photo Lab Gift Card, Image printed by Les Picker Fine Art Photography, 1 box each of sampler paper from Moab and Hanemuhle
 - 2nd Place - \$50 Service Photo Gift Card, \$50 Nations Photo Lab Gift Card, Image printed by Digital Silver Imaging, 1 box each of sampler paper from Moab and Hanemuhle
 - 3rd Place - \$25 Service Photo Gift Card, \$25 Nations Photo Lab Gift Card, Image printed by Digital Silver Imaging, 1 box each of sampler paper from Moab and Hanemuhle
 - One each of the following items will be raffled off among all 1st, 2nd and 3rd Place Award Winners – Calibrite Colorcheck Display and Calibrite Colorchecker Classic Color Chart
- Top images will receive an invitation to display at the State of Maryland House of Delegates, which begins January 2022.

For additional information on MPA's 5th Annual Photography Contest please go to www.mdphotoalliance.org/2021-photo-contest. This is the same URL for you to submit your images beginning September 1, 2021.


If you have any questions regarding the contest, please contact MPA at info@contestmdphotoalliance.org

Educational Speaker

September 21, 2021

How To Photograph Amazing Water Droplets - Dale Lewis

I have been a member of the NIH Camera Club since 2015, when I joined the group in the advanced category. I submitted photographs to the NIH In-Focus Photo Contest from 2011 - 2015 and won several awards. I have photographed weddings, wedding showers, engagements, anniversary celebrations, banquets, Baby Showers, Graduations, Funerals, Sports, and scientific conferences. I enjoy night, long exposure, nature, macro and highspeed photography. I am often asked when I started taking photos. I have owned cameras for a long time, but it was not until my sons were born that I put more effort in photography to capture images of them daily. During tonight's workshop I will share with you the set-up, materials, equipment, and techniques of photographing water droplets. You should be able to photograph water droplets after my presentation.



**Educational Opportunities
2021-2022
More information
to follow**

October 19, 2021-From Good to Great - Howard Clark

November 16, 2021-The Play of Light and Shadow - Sarah Hood Salomon

December 21, 2021-A Passion for Wildlife Photography, the Stories Behind the Images - Irene Sacilotto

January 18, 2022-Perspective and Perception: The Art of Seeing - Lewis Katz



COMPETITION TOPICS AND DEFINITIONS 2021-22



For comments or questions contact
Margaret Sprott at margaret.sprott@gmail.com

Competition Rules for our Club have been updated and can be found here:
<https://www.nihcameraclub.com/competition-rules/>

September - Critique - The critiquer will address the question “Would this image do well in a competition and why or why not?” Those who are entering the Mid Atlantic Photo Visions competition might find this especially useful! (Judge-Ed Palaszynski)

October - Open - Any subject matter qualifies (Judge- Wayne Wolfersberger)

November - Nature - Pictures that portray different kinds of and/or various aspects of natural plant and animal life in a living state, that illustrate the natural features of land and sea or that reveal certain natural phenomena, such as cloud formations, light refractions (sunsets, auroras, etc.) precipitation, frost, fire, but which do not show the hand of man, such as buildings, fences, beer cans, etc. (Judge-Martin Heavner)

December - Holiday Party

January- Repetition- Pictures in which an element or a theme is repeated within the frame. The objects or actions that are repeated should be identical or sufficiently nearly identical such that the sense of a repeating activity, pattern, or object is central to the photo. Examples might include architectural elements (such as an Islamic screen), formal gardens with repeating structures, abstracts, or even human activities (such as two people engaged in a very similar action at the same time). The repeating element must be the subject of the image. (Judge-Cynthia Keith)

February-Love - Images that bring to mind or demonstrate love in any of its expressions. For example: romantic love, brotherly or sisterly love, love of country, love of money, love of (or among) animals, and so forth. Be creative and have fun! (Judge-Mike Thomas)

March - Selective Focus - Pictures in which the viewer’s attention is directed to a primary focal point within the image. This is usually accomplished by separating the primary subject from its background or surroundings, as in using shallow depth of field so that only the main subject is rendered in sharp focus. (Judgee-Irene Hinke-Sacilotto)

April - Abstract - Qualified entries are non-representational. They may cover any subject matter; any technique or techniques may be used in their creation. The main emphasis is on pattern, texture, tone, form, color, etc. However, abstracts may contain identifiable subject matter as a minor element. An abstract image may be “found”, like a certain paving pattern, or “created,” like smoke wisps or light painting. (Judge-Mary Louise Ravese)

May - Wide Angle - Images that have a wider view (roughly 65 degrees or more) than our normal view (roughly 50 degrees). Technically, images taken with lenses with focal lengths less than 50 mm for 35 mm cameras or the equivalent lenses for other formats and sensors. (Judge-Roz Kleffman)

June - End of Year Party-TBA

September 14, 2021

Ed Palaszynski



Ed's photographic journey has taken him into the areas of historical documentation, architecture, motor sports, nature and fine art photography. He enjoys studying a subject or scene to determine how the light will affect shapes, tones and textures. He has recently completed a series of images for a project called "Life Forms" to answer the question, "What Does Life Look Like?"

Ed's images have appeared and placed in national juried shows that include the Circle Gallery in Annapolis, Photoworks, Washington Art Works, Delaplaine Arts Center and the Allegeny Arts Council. He is a Gaithersburg Camera Club Grand Master and his images have been used for online and print publications.

Ed is past President of the Gaithersburg Camera Club and has served in several Board positions. He is a member of the Maryland Federation of Art, Nature First, NANPA and is a MPA Certified Judge. He has developed and taught numerous photography classes at Montgomery College and workshops for individuals and clients of Mac Business Solutions and Capital Photography. (edpalphotography.photoshelter.com
ed@edpalphotography.com)

<http://www.scccphotography.org/wp-content/uploads/2020/11/Ed-Palaszynski-1.jpg>

Field trips update: Summer 2021 Maureen Gardner & Brenda Benson




It's been a low key summer, with one organized field trip in June and a spinoff, self serve "Photo Ops & Meetups" concept launched in July.

June trip: The club held a field trip to the "Les Colombes" (The Doves) exhibit at the National Cathedral on the evening of Saturday, June 26. This exhibit, created by Michael Pendry, symbolized the hope of ending a challenging 2020 and beginning a new year. Although we missed the light show, it was a beautiful location inspiring imaginative resourcefulness. Club members composed a variety of beautiful, creative takes of the thousands of origami doves suspended in arcs in the grand nave of the Cathedral (see pages below).

Field trips spinoff: "Photo Ops & Meetups." We plan to notify club members of seasonal or event-based "photo ops" to supplement our field trip offerings. If interested in a photo op, members can discuss it with others and propose meetup times using the [Photo Ops & Meetups](#) thread in the NIH Camera Club Forums. You can easily subscribe to this thread, or a sub-thread for a specific photo op (there's a link to the right under each heading). Once subscribed, you'll automatically get an email update whenever people post in your subscribed thread. Please feel free to initiate a new topic in this forum or reach out to the field trip committee with your ideas. **Check it out!** Visit the NIHCC [Photo Ops & Meetups](#) Forum thread today.

Upcoming: An overnight field trip to scenic central Pennsylvania is planned for Labor Day weekend, led by Margaret and Dick Sprott. Six members have confirmed. A message went to all who had expressed an interest in this trip with the schedule and a reminder that the special rate for a room is good only through 8/18.

More to come in the fall. Enjoy the rest of your summer!



On Saturday June 26th a few members from our club went to the National Cathedral to shoot the “Les Colombes” (The Doves) – Daytime Exhibit Walk. Below are a few of the images.

Thank you Brenda and Maureen



Doug Wolters



Gosia Klosek




Beth Altman




Coco Simon



Doug Bolt



Diane Poole



Famous Photographers

By Stephen Levitas



**#63 July/
August 2021
Cameraderie**

**Tina Modotti
(1896-1942)**



Tina Modotti reciting,
by Edward Weston, 1924.

Tina Modotti emigrated to the United States from Italy when she was 16 and spent the rest of her life in the western USA and Mexico. Here is a brief list of her fames:

1. Edward Weston's student, model, assistant, and collaborator.
2. Photographer.
3. Actress.
4. Political activist.
5. Modeled for two of Diego Rivera's murals.
6. Friends with all the bright lights of artistic and political activity at the time: Diego Rivera, Frieda Kahlo, Pablo Neruda, José Clemente Orozco, and many others.

Here is Modotti's Wikipedia link:

https://en.wikipedia.org/wiki/Tina_Modotti

According to the Wikipedia article:

Between 1924 and 1928, Modotti took hundreds of photographs of [Diego] Rivera's murals at the Secretariat of Public Education in Mexico City. Modotti's visual vocabulary matured during this period, such as her formal experiments with architectural interiors, blooming flowers, urban landscapes, and especially in her many beautiful images of peasants and workers during the depression.

In this article, I am going to treat Modotti as 1) photographer, 2) model for Weston, 3) model for Diego Rivera, 4) political activist, and 5) subject of poetry. My emphasis is on her as a photographer, but I can't neglect the other categories because she crosses all over several artistic disciplines.

Modotti modeled for Weston, both clothed and nude. See her portrait above for this article by Weston. Here is a link to the J. Paul Getty Museum, showing Weston's best-known nude photograph of her. Please read the Getty Museum commentary at this link for a fine discussion of this photograph.

<http://www.getty.edu/art/collection/objects/54962/edward-weston-nude-tina-modotti-american-1924/>

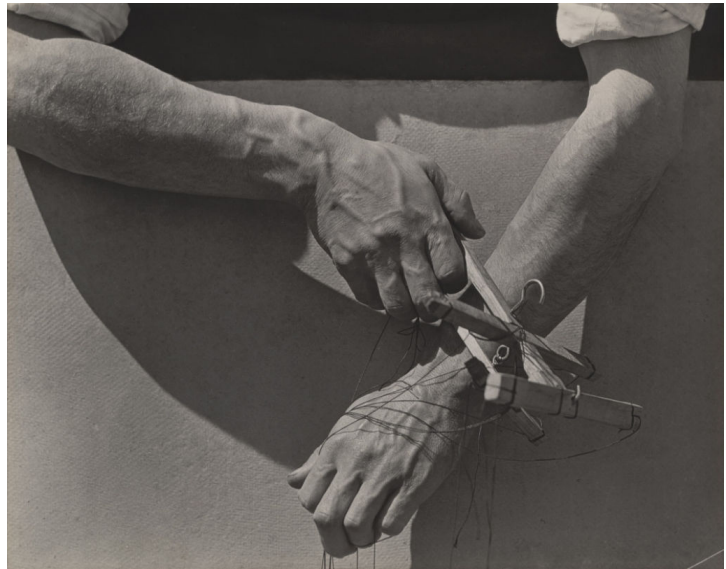
Below is a selection of Modotti's photographs that I like.

Workers Parade, 1926.



I like this for the pattern, and for the social comment about worker solidarity.

Hands of Marionette Player, 1929.



I am very fond of photographs like this of workers' hands, telling the story of their work. The veins and strings are fascinating highlights. While this line of work requires sleeves rolled up, that also symbolizes membership in the social class of workers.

Tehuantepec Type, c. 1929.



Modotti photographed the peoples of Mexico. Her work predates that of Graciela Iturbide, whom I covered in article no. 59 in March of this year. But I think I see a sensitive continuity of interest by a woman, about women, in both their photographs of women.

Stadium, Mexico City, c. 1927.




I wish I had shot something like this when I traveled to the antique stadia of Asia Minor, but although I tried, I never got the light so good as in this image. Note the light on the sides of the steps—Modotti had to shoot this at just the right time of day.

As I said at the beginning, Modotti crosses into other arts. Here are a few notes about that.

In her acting career Modotti appeared in several plays, operas, and silent films in the San Francisco Bay area in the late 1910s and early 1920s. She starred in the film *The Tiger's Coat*, 1920.


Below are two Diego Rivera murals for which she was a model.

The Abundant Earth, Mural, Diego Rivera, 1926.



Modotti modeled for the back-facing nude. Even her customary hairstyle is captured.

The Arsenal, Mural, Diego Rivera, 1928.



Modotti appears on the right, and Frieda Kahlo in the center, both quite recognizable. It is not accidental that they are wearing red shirts.

Modotti died unexpectedly at age 45 of congestive heart failure. Poet Pablo Neruda composed Modotti's epitaph, part of which can also be found on her tombstone, which also includes a relief portrait of Modotti by engraver Leopoldo Méndez:

*Pure your gentle name, pure your fragile life,
bees, shadows, fire, snow, silence and foam,
combined with steel and wire and
pollen to make up your firm
and delicate being.*

Alternative Photography: *An interview with Malin Fabbri*

By Claudia Kidder

My artistic interests include photography and sequential art. About a month ago I started searching the internet for ways to combine these interests and came across alternative photography.

On Instagram, I connected with Malin Fabbri, editor of AlternativePhotography.com. Malin graduated with an M.A. in Design from Central St Martin's in London, and soon afterward, she started AlternativePhotography.com. Beginning in 1999, the website has been a source of information and research for alternative photographic processes. It now represents hundreds of artists. As the site's editor, Malin researches alternative photographic processes, runs workshops, and makes her own prints. She has done work for Time Magazine and CNBC Europe. Because she lives in Europe, we decided it would be easier to communicate via emails. I emailed Malin several questions, and below are her answers.

1.) What is alternative photography?

There are as many definitions of alternative photography as there are photographers. Some people play around with Photoshop or filters and label it "alternative". Some find obscure historical processes, mix chemicals, coat paper and develop in the sun and also call it "alternative". The website AlternativePhotography.com is in the latter category. The "real" name would be alternative photographic processes, but that is quite a mouthful, so we shortened it to AlternativePhotography.com. Another name could be 'historical photographic processes', but that only covers a section of the over 100 processes available. Some of these processes were developed as early as the 1840s, some are much newer, and some are yet to be discovered.

What is common for all of them is that you "get your hands dirty". You most likely mix your own chemicals, coat paper using a brush or a rod, develop a large format negative that is then contact printed in a UV lightbox or in the sun. Once the print has been developed - in chemicals or water - and dried, it can be toned to a different color or hue. What differentiates these processes from digital photography is the hands-on approach and the hours of labor and creativity that goes into a print.

2.) Why are people attracted to alternative photography?

Alternative photography has always been around, but I believe that, as digital photography has grown, there has been a huge backlash with a wave of people who want to "go analogue" instead. I quite often hear photographers say that digital is too fast, lacks thought and is less creative. Creating an alternative photographic print requires more planning and research, and during the hours it takes to make a print the creative process takes place and may change the outcome of the final print. New ideas may be implemented or simply "happy accidents" that were not meant to happen but happened by chance and actually enhanced the print. This is why a lot of people find it fun, creative, and fascinating.

3.) What is the best way to learn alternative photography?

Just try. Experiment. Have fun. The best way of course is if you know someone who can show you, but experimenting on your own works just as well. On the AlternativePhotography.com website there are links to the community where there are many people willing to help, share and show if you ask a friendly question. There are people all over the world working with these processes. Maybe you can even find someone near you? Take a look here at how to connect:

<https://www.alternativephotography.com/follow/>

I would recommend starting with one of the easier processes like Cyanotypes, Antotypes or Photosynthesis. More information about these can be found here:

<https://www.alternativephotography.com/learning-alternative-photographic-processes/>


4.) Is alternative photography used for exhibitions? For commercial photography? Fine arts?

Yes, all of those and more. Many artists host exhibitions - all over the world. It's also used for commercial photography when a certain quality is desired, but fine arts is where most prints are found. There is also a large community that make crafts using the processes. They print squares of fabric to make quilts, scarves, pillows, and t-shirts. Some print on metal making jewelry, some on glass or ceramics. There are many areas in which these printing processes can be applied and the only thing that is limiting the experience is imagination.

If you would like to learn more about alternative photography, just click on this link: <https://www.alternativephotography.com/>



82nd Annual
PSA Photo Festival



Rapid City
South Dakota

October 6th to October 9th, 2021

PSA
*Photographic
Society of
America*
WORLDWIDE ®

2021 Photographic Society of America
PHOTO FESTIVAL



October 6 through October 9, 2021

<https://psa-programs.org/photo-festival-2021/>

The NIH
CAMERA
CLUB



Register on the NIHCC Website

Our Webmaster Jim Turner is working very hard to make our website awesome. If you haven't registered yet, please do! If you have any questions about the way things work, please feel free to e-mail Jim and he will be able to help you with the easy process.

<http://www.nihcameraclub.com>



Silver Spring Camera Club

You might be interested to see what our sister club, the Silver Spring Camera Club, is up to! Here is a link to their site. They also publish a newsletter, Cable Release, and it is available here.

<http://www.sscphotography.org/>



A Proud Member of the



**Maryland
Photography Alliance**

<https://www.mdphotoalliance.org/>

Club Officers and Committees

President: Margaret Sprott
Vice President: Cathrine Sasek
Secretary: Gosia Klosek
Treasurer: Stan Collyer
Program Chair: Cathrine Sasek
Education, Workshop: Cathrine Sasek
Field Trip Chair: Maureen Gardner/Brenda Benson
Digital Czar(s): Quentin A. Fisher, Dale Lewis
Social Chair: Suzanne Dater
Membership Coordinator: Karen Goldman
Nominating Committee Chair: Stan Collyer
Communications Director: Ann McDermott
PSA Rep: Dick Sprott
Mid Atlantic Photo Visions: Ann McDermott
Alternate: **Vacant**
Maryland Photography Alliance: Diane Poole
Editor: Diane Poole
Webmaster: Jim Turner
Web Address: <http://www.nihcameraclub.com>



This newsletter is published monthly by the National Institutes of Health Camera Club, Bethesda, MD.

You may now apply for, or renew, membership online at <https://www.nihcameraclub.com/about-us-2/become-a-member/>.

You'll be directed to pay via PayPal (you don't need a PayPal account).

Or you can complete the membership form attached to this newsletter (also found online). Please sign and mail it along with your check, to the Treasurer at the address shown on the form.

Please note that you must be a member to compete in monthly competitions.

You do not have to work at NIH to join the club.

Meeting Location

During Covid 19 times; Moving forward

A ZOOM link will be sent a few days ahead of the meeting. You do not need a video cam to participate.

Competition Night: Second Tuesday of the month

About Our Club

The purpose of the NIH Camera Club is to encourage its members to increase their knowledge, skills, and enjoyment of photography by holding meetings, classes, lectures, and demonstrations of the various phases of photography, and conducting workshops, photographic competitions, and other photography related activities. **Membership is open to all, not just NIH employees.**

© NIH Camera Club and its Contributors.

The contents of *Cameraderie* are copyrighted. No material herein may be reproduced in any manner without the written permission of the Editor or the material's author.

MEMBERSHIP APPLICATION and RENEWAL FORM

National Institutes of Health Camera Club
(NIHCC)

Membership in the NIH Camera Club historically consisted of current and former NIH employees and their families. The club is now open to anyone who has an interest in photography. The Treasurer collects Camera Club dues by September.

DATE: _____

NAME : _____

ADDRESS : _____

PHONE #: HOME _____ CELL _____

E-MAIL ADDRESS _____

ANNUAL DUES (please check the appropriate line):

\$__ Singlemembership: **\$50**

\$__ Family membership (Family members in same household): **\$75**

AMOUNT PAID \$_____ Cash_____ Check#_____

MAKE CHECKS PAYABLE TO: NIH Camera Club

SEND TO: Stan Collyer, Treasurer
701 King Farm Blvd.
Apt. 522
Rockville, MD 20850
Email: sccollyer@aol.com

Please indicate how you would like to be involved in NIH Camera Club activities:

| | |
|-------------------------------------|-------------------------|
| ---Program Committee | ---Membership Committee |
| ---Social Committee | ---Publicity Committee |
| ---Field Trip Committee | ---Newsletter Committee |
| ---Workshop and Education Committee | ---Website Committee |

WAIVER

I hold the NIH Camera Club (NIHCC) and each member of NIHCC, individually and collectively, blameless for any injury that may occur to me or my guests, or my property while participating in any NIHCC activity or event.

Print Name

Signature

Date